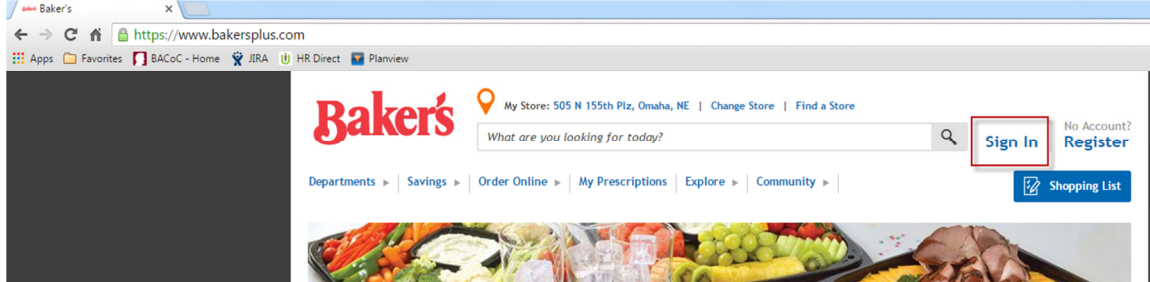
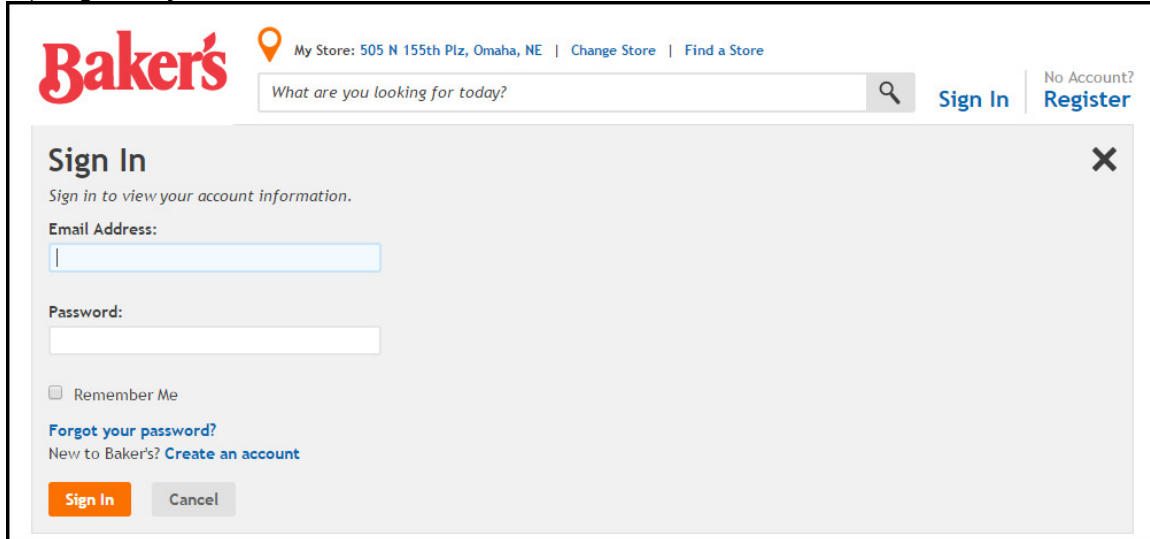


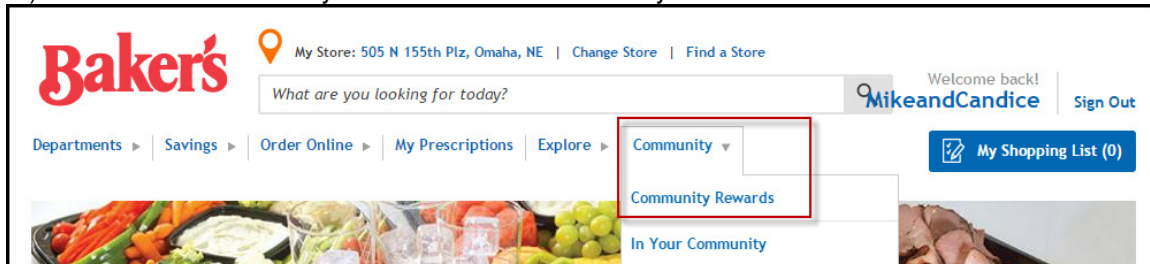
1.) Go to [www.bakersplus.com](http://www.bakersplus.com)



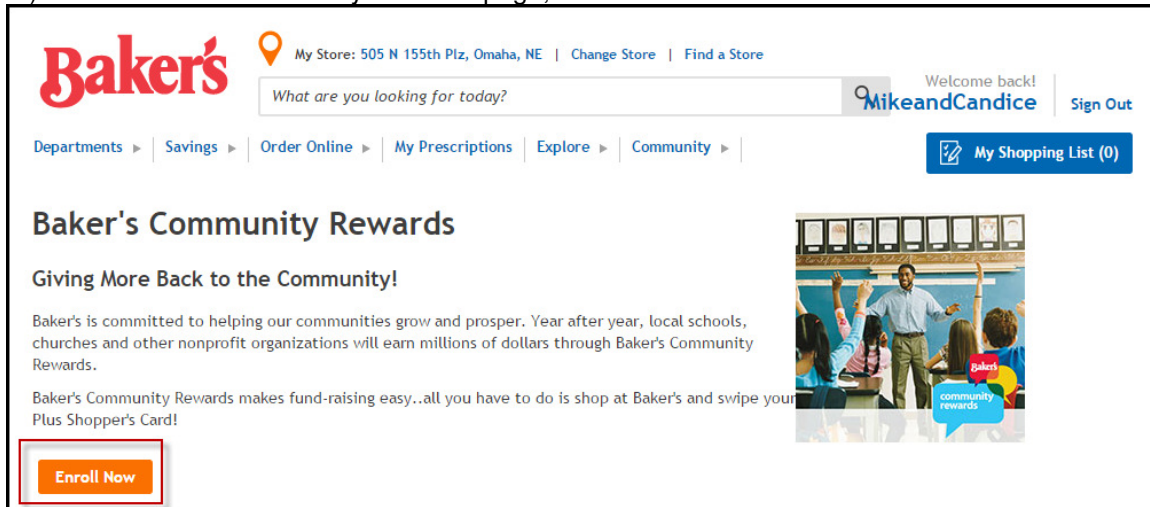
2.) Sign into your Baker's account



3.) Click on the Community Tab and select "Community Rewards"



4.) On the Baker's Community Rewards page, select "Enroll Now"



5.) On the Account Summary page, scroll down to the bottom and under the Community Rewards section, select "Enroll"

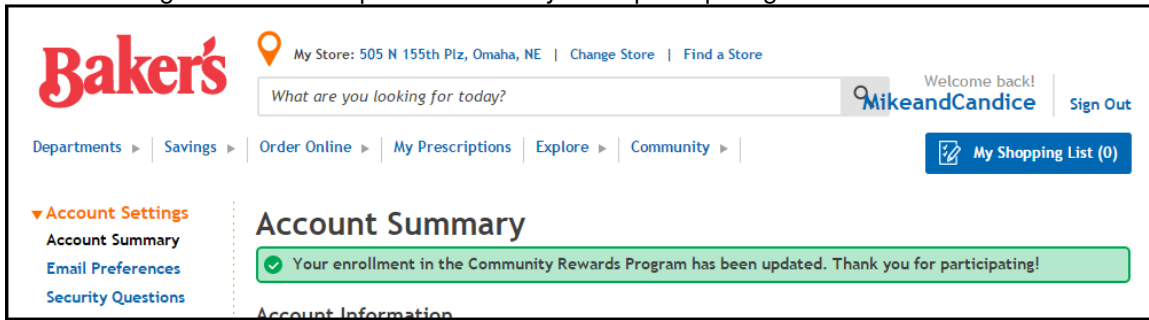
The screenshot shows the 'Account Summary' page. On the left is a navigation menu with sections: Security Questions, My Points (Points Summary), My Coupons (View All Coupons, My Coupon Preferences), My Weekly Ads (Weekly Ads), My Prescriptions (My Dashboard), and My Recipes (View My Recipes). The main content area includes: Email Address: casperfam2013@gmail.com; Current Password: \*\*\*\*\*; Edit button; Plus Shopper's Card and Alt ID(s) section with Plus Shopper's Card Number and Alt ID fields, each with an Edit button; Preferred Store section with address 505 N 155th Plz, Omaha, NE 68154 and a View Details >> link, with an Edit button; Personal Information section with fields for Name, Address, Home Phone, and Mobile Phone, each with an Edit button; and Community Rewards section with a warning icon and text: 'Earn money for your school or community organization when you use your Plus Shopper's Card.' Below this text is an 'Enroll' button, which is highlighted with a red box.

6.) Under the Find your Organization section, type in Grace Abbott and then "Search". Grace Abbott Elementary PTO should appear under Select your Organization. Select the radio button in front of Grace Abbott Elementary PTO and then push "Select"

The screenshot shows the 'Find your Organization' section. It includes a search input field containing 'Grace Abbott' and a 'Search' button, both highlighted with red boxes. Below the search field is a 'View All Organizations' link. The 'Select your Organization' section features a 'View:' dropdown menu and a table of search results. The table has columns for Organization Name, Address, and Number. The first result is 'GRACE ABBOTT ELEMENTARY PTO # 32648' with address '1313 NORTH 156TH STREET, OMAHA NE, 68118' and number '32648'. A radio button is selected next to this entry, and an 'Enroll' button is highlighted with a red box. A 'Cancel' button is also visible.

Organization Name	Address	Number
<input checked="" type="radio"/> GRACE ABBOTT ELEMENTARY PTO # 32648	1313 NORTH 156TH STREET, OMAHA NE, 68118	32648

7.) You should then receive a pop up on your Account Summary page stating, "Your enrollment in the Community Rewards Program has been updated. Thank you for participating!"



The screenshot shows the Baker's website interface. At the top left is the Baker's logo. To its right, a location pin icon is followed by the text "My Store: 505 N 155th Plz, Omaha, NE | Change Store | Find a Store". Below this is a search bar with the placeholder text "What are you looking for today?". To the right of the search bar, it says "Welcome back! MikeandCandice | Sign Out". Below the search bar is a navigation menu with links: "Departments", "Savings", "Order Online", "My Prescriptions", "Explore", and "Community". On the right side of this menu is a blue button with a shopping list icon and the text "My Shopping List (0)". On the left side, under "Account Settings", there are links for "Account Summary", "Email Preferences", and "Security Questions". The main content area is titled "Account Summary" and features a green success message: "Your enrollment in the Community Rewards Program has been updated. Thank you for participating!". Below this message, the text "Account Information" is partially visible.